



Please read and follow all instructions and warnings. Failure to follow these instructions may result in serious injury or death!

- ⚠ WARNING!** This product is not fireproof. The fabric will burn if it comes into contact with an open flame or fuel source. Keep product away from direct flame. Failure to follow this warning may result in serious injury or death!
- ⚠ WARNING!** This product is for hunting purposes only! It is not to be used as a camping tent or for any other function. Failure to follow this warning may result in serious injury or death!
- ⚠ WARNING!** Do not use devices that produce fumes inside of blind. Vapors and fumes could result in carbon monoxide poisoning, serious injury, or death!
- ⚠ WARNING!** Do not allow children or adults to use lighted candles, matches, or other sources of fire near this product. Failure to follow this warning may result in serious injury or death!
- ⚠ WARNING!** Do not allow the material to cover your face. This may result in serious injury, suffocation, or death!
- ⚠ WARNING!** Do not allow children to use this product without direct adult supervision. Failure to follow this warning may result in serious injury or death!

Part #	Description	Quantity
<b>THE QUANTUM (HB0100)</b>		
UP12-0104	Tie Down Rope	4
UP13-0140	Fiberglass Support Rod	2
UP13-0141	Fiberglass Support Rod Bag	1
UP12-0106	Anchor Stakes	8
UP13-0142	Anchor Stakes Bags	1
UP13-0143	Carry Bag	1

#### **TIPS FOR INCREASING PRODUCT LONGEVITY**

Always store your blind in a cool dry place and make sure that your blind is completely dry and clean before storing in carrying bag. Never leave your blind outside for any longer than needed. This material may fade after long periods of time in direct sunlight.

---

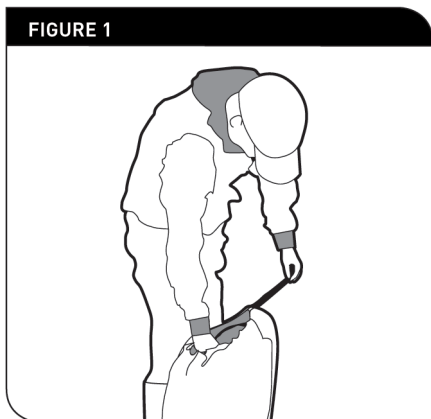
**⚠ WARNING! ⚠**  
**Read all instructions and safety warnings and follow them thoroughly. Failure to follow these instructions may result in serious injury or death!**

## SETUP INSTRUCTIONS

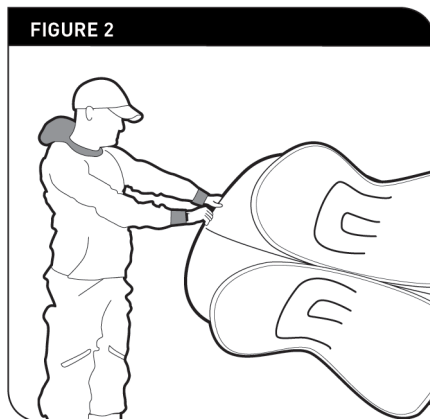
### ⚠ WARNING! ⚠

Read all instructions and safety warnings and follow them thoroughly. Failure to follow these instructions may result in serious injury or death!

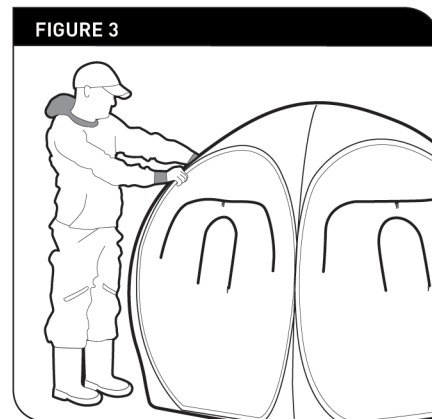
⚠ **WARNING!** This Blind is made with a Deluxe Spring Steel Frame that opens forcefully during set up. Use Extreme Caution - Keep your face, body and other people away from the blind when opening.



**FIGURE 1**  
**STEP 1:** Remove blind from carrying bag.



**FIGURE 2**  
**STEP 2:** Hold one of the outside rings. Release the other rings and the blind will spring open.



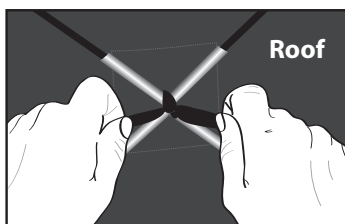
**FIGURE 3**  
**STEP 3:** Grasp the spring steel bands and pull apart to open blind.

### Fiber Poles Instructions

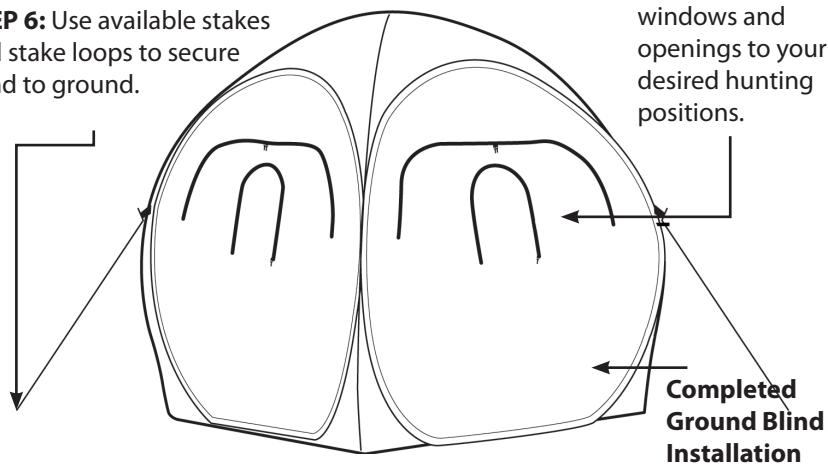
**STEP 4:** Insert each end of a fiber pole into opposite corner pockets. Repeat for remaining fiber pole, fiber poles will cross at peak of roof.



**STEP 5:** Tie a knot around poles at the peak of the roof to secure.

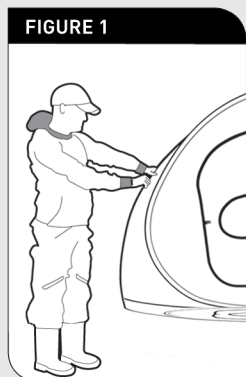


**STEP 6:** Use available stakes and stake loops to secure blind to ground.

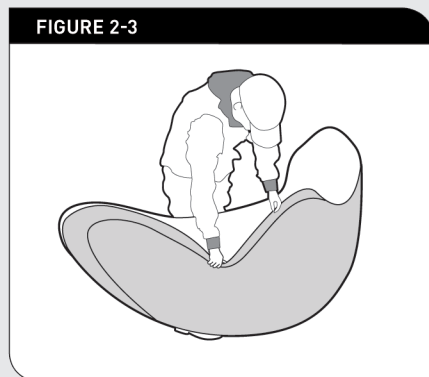


**STEP 7:** Arrange windows and openings to your desired hunting positions.

## GROUND BLIND DISASSEMBLY INSTRUCTIONS

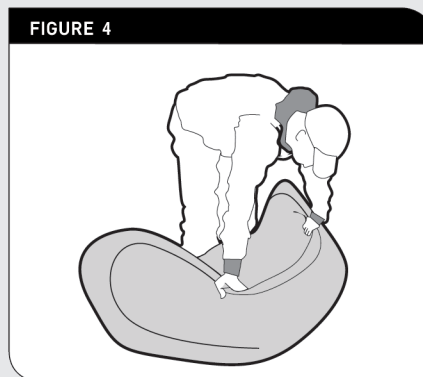


**FIGURE 1**  
**STEP 1:** Remove all stakes and tie downs. Close all windows and doors. Lay blind flat on its side.



**FIGURE 2-3**  
**STEP 2:** Stand over the top of the blind and grasp firmly with both hands.

**STEP 3:** Fold the blind in half so the top and bottom ends meet.



**FIGURE 4**  
**STEP 4:** Twist the blind by rotating your right hand in a clockwise direction and your left hand in a counter clockwise direction. While holding the rings tight tuck the left ring under the right ring and push downward until they are flat.



**FIGURE 5**  
**STEP 5:** Insert collapsed blind and poles into carrying case. Store all ground stakes and tie downs in the pouches provided.



To view a short video on the set-up instructions, please visit [www.BigGameTreestands.com](http://www.BigGameTreestands.com), click on the HB0100 Ground Blind

BGHA, Inc. All rights reserved. Manufactured by BGHA, Inc., P.O. Box 382, Windom, MN 56101

507.831.4350 | [www.biggametreestands.com](http://www.biggametreestands.com) | 800.268.5077